

ILLAWARRA CHURCHES SOCCER ASSOCIATION

REGISTRAR'S ANNUAL REPORT FOR 2010 SEASON

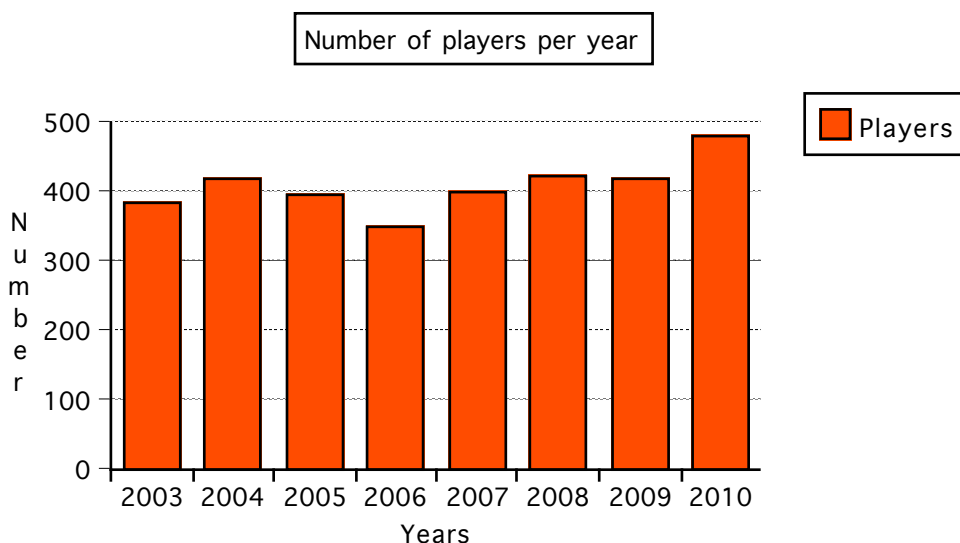
1. COMPETITION STRUCTURE AND CLUBS

The 2010 competition consisted of 18 clubs with Corrimal Catholics and Shellharbour Community Church joining the competition. Clubs were organised into one, two or, in the case of Wollongong Baptists, three teams playing in a three division competition, with clubs allocated teams in Premiers, First and Second divisions. This changed structure ensured a more even competition but created the problem of separating teams to accommodate three divisions and only two field time slots. It also placed additional pressure on available fields. Graham and Zoran worked hard to create a balanced and fair draw, but Second division did bear the brunt of the displacements.

| CLUB | Players |
|-------------------------------------|------------|
| Albion Park United P / 1 | 33 |
| Bowral 2 | 21 |
| City Central 2 | 17 |
| Concrete Innovative P / 1 | 34 |
| Corrimal Catholic 1 | 17 |
| Dapto Presbyterian 1 / 2 | 30 |
| Fairy Meadow Ref P / 1 | 33 |
| Figtree Anglican P / 2 | 34 |
| Kiama Churches P / 1 | 35 |
| Lighthouse 2 | 16 |
| Port Kembla B/ShellHarbour CC 1 / 2 | 31 |
| St Joseph's 2 | 21 |
| St Michaels P | 19 |
| Shellharbour All Saints 2 | 17 |
| Wollongong Baptists A P | 16 |
| Wollongong COC P / 1 | 38 |
| W'gong Prodigy/Baptists B P / 1 | 29 |
| Woonona Baptist P / 1 | 38 |
| TOTAL | 479 |

2. PLAYERS

A total of 479 players registered with the ICSA by the end of the 2010 season. The numbers represented an increase over recent years as shown in the following graph:-



Three players sought, and were granted, deregistration from the association in the year and one registered player who had never played was removed without penalty to the club concerned.

3. REGISTRATIONS

All 479 players were formally registered, the vast majority prior to the start of the competition but a trickle of player registrations continued throughout the season until the cut-off date of the fifth-last round off the regular competition.

Most registrations forms were completed properly but the usual problems did arise. Team managers can reduce these problems by taking note of the following suggestions :

- collect all forms from players before they play and send them to the PO Box address
- make sure players have completed all information required and that it has been printed legibly
- photocopy or create a database of the information before you send the forms in for your own use. Contact me if you require help with this
- ensure the player (and guardian if under 18) has signed the form
- ensure that a team official has also signed the form.

4. MATCHES PLAYED

The competition draw consisted of 10 teams playing 18 rounds for Premier and First divisions, played from 10 April to 21 August to allow 3 weekends for the Finals with one spare week in the event of rain during the Finals series. Second division was scheduled for 8 teams playing 21 rounds, with each team played three times. This was possible as Second division played during the two weeks set aside for the Steel Cities Challenge and the Representatives Weekend, and by having only 2 weekends for their Finals. Two round this year were washed out, Round 9 on 5 June and Round 17 on 31 July, but the spare weekend was used before the Finals to play Round 9. The change in the scheduling to avoid playing games on the Steel Cities Challenge and Reps Weekends was retained but only applied to Premier and First division. This system appeared to work well.

A total of 249 matches were played up to the Finals with a further 15 matches in the final series. All three divisions played their Grand Finals on the one ground on the same day. This certainly improved the connectivity and atmosphere of the day.

5. MATCH REPORTS AND TABLES

All match reports were submitted this year with the exception of Shellharbour Community Church's in Round 1, the result of their being new to the competition and unfamiliar with the procedure, and Port Kembla Vs St Joseph's in Round 21. Only one match was forfeited. Again, most match reports were submitted quickly thanks to the referee's diligence but some did have to be chased up.

The official competition tables (taken from match sheets rather than the word of mouth tally on the web and excluding goalscorers and B&F information from the missing match sheet) are given below :

PREMIER DIVISION RESULTS 2010

| CLUB | Played | Won | Drew | Lost | Gls For | Gls Agst | Gl Dif | POINTS |
|----------------------|--------|-----|------|------|---------|----------|--------|--------|
| Concrete Innovative | 17 | 13 | 2 | 2 | 63 | 23 | 40 | 41 |
| Wollongong Baptist A | 17 | 13 | 2 | 2 | 47 | 18 | 29 | 41 |
| Woonona Baptist | 17 | 9 | 1 | 7 | 44 | 35 | 9 | 28 |
| Kiama Churches | 17 | 8 | 3 | 6 | 36 | 38 | -2 | 27 |
| Fairy Meadow Reform | 17 | 7 | 4 | 6 | 33 | 36 | -3 | 25 |
| Albion Park Uniting | 17 | 7 | 2 | 8 | 51 | 39 | 12 | 23 |
| St Michaels | 17 | 7 | 1 | 9 | 37 | 49 | -12 | 22 |
| Wollongong COC | 17 | 4 | 3 | 10 | 30 | 49 | -19 | 15 |
| Figtree Anglican | 17 | 4 | 1 | 12 | 30 | 51 | -21 | 13 |
| Wollongong Prodigy | 17 | 3 | 1 | 13 | 19 | 52 | -33 | 10 |

1ST DIVISION RESULTS 2010

| CLUB | Played | Won | Drew | Lost | Gls For | Gls Agst | Gl Dif | POINTS |
|----------------------|--------|-----|------|------|---------|----------|--------|--------|
| Corrimal Catholics | 17 | 12 | 4 | 1 | 42 | 17 | 25 | 40 |
| Albion Park Uniting | 17 | 12 | 4 | 1 | 43 | 20 | 23 | 40 |
| Shellharbour Commun | 17 | 9 | 4 | 4 | 47 | 26 | 21 | 31 |
| Woonona Baptist | 17 | 8 | 1 | 8 | 38 | 27 | 11 | 25 |
| Wollongong Baptist B | 17 | 7 | 3 | 7 | 29 | 22 | 7 | 24 |
| Concrete Innovative | 17 | 5 | 7 | 5 | 31 | 29 | 2 | 22 |
| Dapto Presbyterian | 17 | 5 | 6 | 6 | 22 | 31 | -9 | 21 |
| Fairy Meadow Reform | 17 | 5 | 3 | 9 | 27 | 47 | -20 | 18 |
| Wollongong COC | 17 | 2 | 2 | 13 | 18 | 55 | -37 | 8 |
| Kiama Churches | 17 | 1 | 4 | 12 | 21 | 45 | -24 | 7 |

2ND DIVISION RESULTS 2010

| CLUB | Played | Won | Drew | Lost | Gls For | Gls Agst | Gl Dif | POINTS |
|-------------------------|--------|-----|------|------|---------|----------|--------|--------|
| Lighthouse | 20 | 16 | 3 | 1 | 53 | 14 | 39 | 48 |
| Shellharbour All Saints | 20 | 9 | 4 | 7 | 46 | 34 | 12 | 31 |
| City Central | 20 | 10 | 4 | 6 | 37 | 36 | 1 | 31 |
| Figtree Anglican | 20 | 8 | 6 | 6 | 41 | 26 | 15 | 30 |
| Port Kembla Baptists | 19 | 9 | 2 | 8 | 30 | 35 | -5 | 29 |
| Dapto Presbyterian | 20 | 9 | 1 | 10 | 39 | 39 | 0 | 25 |
| St Joseph's | 19 | 3 | 2 | 14 | 23 | 47 | -24 | 11 |
| Bowral | 20 | 3 | 2 | 15 | 31 | 70 | -39 | 11 |

Match sheets still continued to be a problem with many not correctly or completely filled in. In particular, the following were again common problems :-

- date and/or round number missing
- division not indicated (a particular problem given the different combinations of teams and divisions)
- players names incorrect or incomplete ie first name only or did not match the registration name
- goals, goalscorers, yellow and red cards and best and fairest missing or incorrectly indicated
- team representative's signature missing.

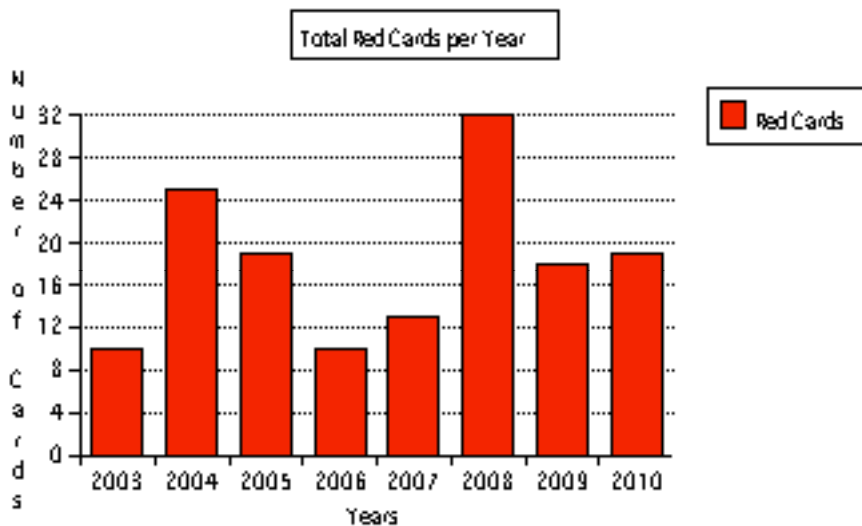
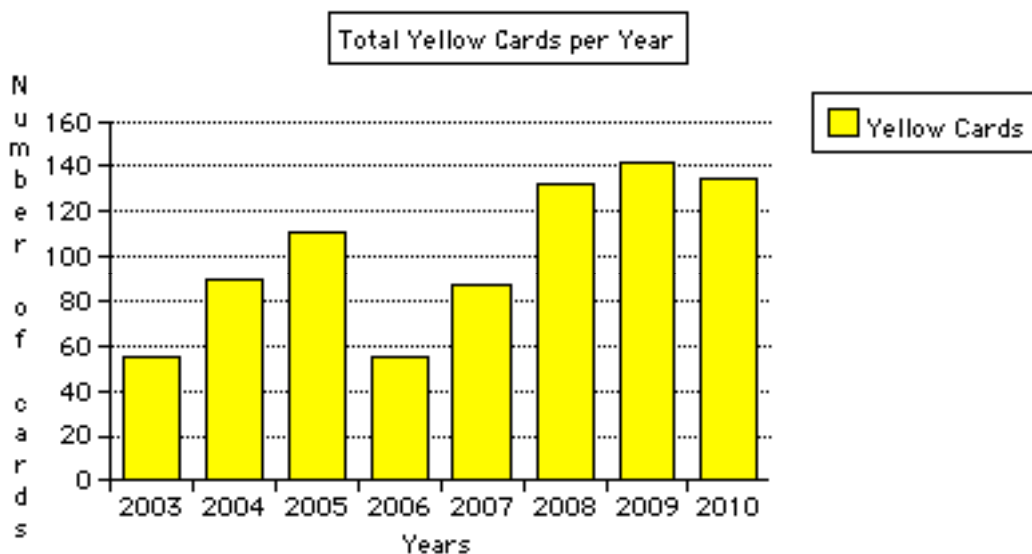
Team representatives need to be aware that it is essential that this sheet is filled in correctly and completely every week and that the team representative checks and then signs the team sheet. These sheets are used to determine team points, goals, top goalscorer and winner of best and fairest as well as determining suspensions. Changes cannot be made on the basis of a team representative's claim unless backed up by the referee so they need to be accurate.

6. RED AND YELLOW CARDS

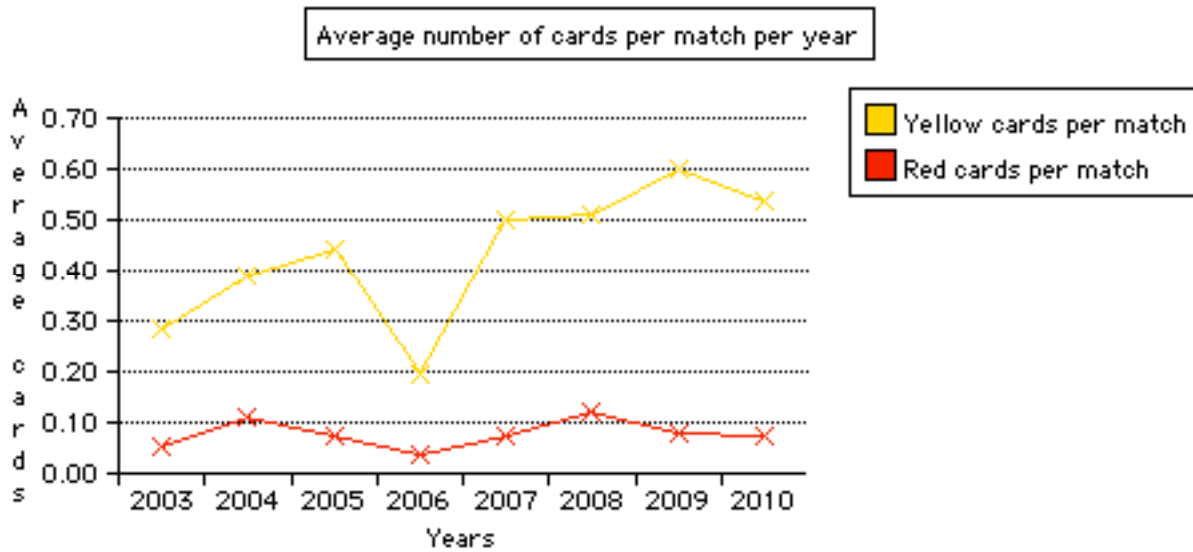
The number and averages of red and yellow cards issues during the season is indicated on the next page. Averages take into account the number of players in the club.

| CARD AVERAGES 2010 | Yellow Cards | Ave Y | Red Cards | Ave R | Players |
|----------------------------------|--------------|--------------|-----------|--------------|------------|
| Albion Park United P / 1 | 12 | 0.364 | 2 | 0.061 | 33 |
| Bowral 2 | 1 | 0.048 | 1 | 0.048 | 21 |
| City Central 2 | 4 | 0.235 | 1 | 0.059 | 17 |
| Concrete Innovative P / 1 | 15 | 0.441 | 3 | 0.088 | 34 |
| Corrimal Catholic 1 | 7 | 0.412 | 1 | 0.059 | 17 |
| Dapto Presbyterian 1 / 2 | 4 | 0.133 | 0 | 0.000 | 30 |
| Fairy Meadow Ref P / 1 | 8 | 0.242 | 1 | 0.030 | 33 |
| Figtree Anglican P / 2 | 6 | 0.176 | 0 | 0.000 | 34 |
| Kiama Churches P / 1 | 23 | 0.657 | 2 | 0.057 | 35 |
| Lighthouse 2 | 5 | 0.313 | 0 | 0.000 | 16 |
| Port Kembla B/ShellHarb CC 1 / 2 | 20 | 0.645 | 6 | 0.194 | 31 |
| St Joseph's 2 | 4 | 0.190 | 1 | 0.048 | 21 |
| St Michaels P | 9 | 0.474 | 0 | 0.000 | 19 |
| Shellharbour All Saints 2 | 4 | 0.235 | 1 | 0.059 | 17 |
| Wollongong Baptists A P | 2 | 0.125 | 0 | 0.000 | 16 |
| Wollongong COC P / 1 | 10 | 0.263 | 0 | 0.000 | 38 |
| W'gong Prodigy/Baptists B P / 1 | 8 | 0.276 | 0 | 0.000 | 29 |
| Woonona Baptist P / 1 | 11 | 0.289 | 2 | 0.053 | 38 |
| TOTAL | 134 | 0.280 | 19 | 0.040 | 479 |

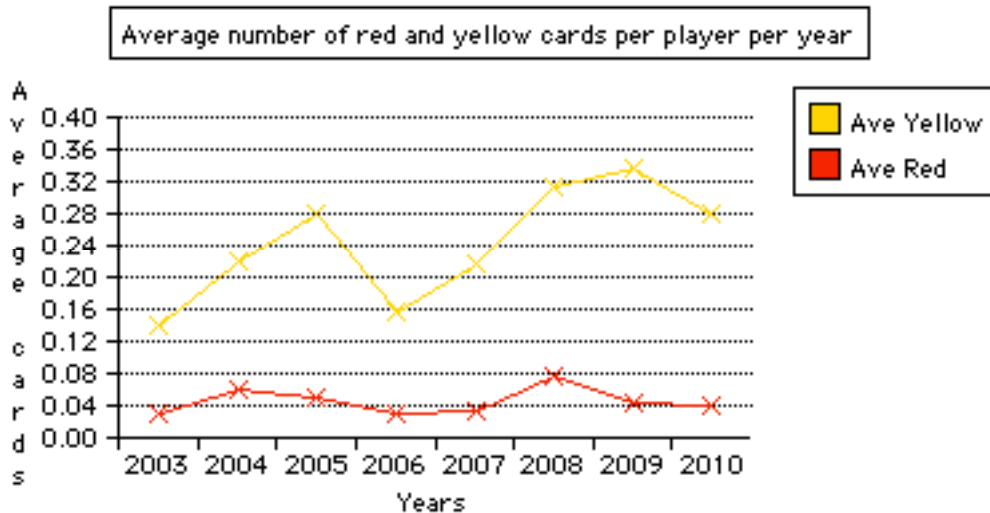
The number of red cards issued during the 2010 season rose by 1 from the 2009 season while the number of yellow cards fell by 7. This indicated a good improvement in conduct, especially given that there was an additional 60 players and 15 matches in the 2010 competition compared with 2009. A graphical comparison of total red and yellow cards and averages in recent years is given below :-



A comparison of averages over recent years appears in the following graph. It suggests consistency with the issue of reds but greater variation with yellows.



The final graph shows a comparison based on the number of cards issued per match (that is, it takes into account the number of games that have been played in a season and so variations in length of season, teams entered into the competition and the number of washed out rounds are considered) suggests the same consistent low rate of red card issue and a pleasing downward trend in yellow cards issued.



Overall, it appears that the standard of behaviour required in the ICSA competition is being met and improvement is evident. However, considerable variation exists between individual clubs, as indicated by the first table, and some clubs consistently low in the card department (well done again!), while others may need to address their relatively high number of cards for the coming season with a more focused effort.

7. TOP GOALSCORER AND BEST AND FAIREST AWARDS

As was indicated in Point 5 the Top Goalscorer and Best & Fairest winner for each division was determined from the weekly match sheets and so is only as accurate as they are. This year three match sheets were not submitted but several others were not filled in fully and so some players may have gained more points/goals than was indicated. In most cases I could track these down but not for all. Thus the need to check carefully before signing.

The leading goalscorers at the conclusion of the regular season for each division is given below :

PREMIER DIVISION TOP GOALSCORERS

| Name | Club | Goals |
|------------------|----------------------|-------|
| Ben Bartlett | Albion Park United | 18 |
| Ricky Martinez | Woonona Baptist | 17 |
| Bryan Southall | Wollongong COC | 16 |
| Paul Hodgson | Concrete Innovative | 15 |
| Boris Tesanovic | Concrete Innovative | 15 |
| Bradley Edwards | Albion Park United | 14 |
| Tim Johnson | Concrete Innovative | 11 |
| Steven Markovski | Concrete Innovative | 11 |
| Mitchell Walker | St Michaels | 11 |
| Paul Kadwell | Kiama Churches | 9 |
| Nathanael Hudson | Concrete Innovative | 8 |
| Joshua Maynard | Wollongong Baptist A | 8 |
| Chrys Nicolaou | Figtree Anglican | 8 |
| James Wiltshire | Wollongong Baptist A | 8 |
| Matt Jarman | Wollongong Baptist A | 7 |
| Andrew Grant | St Michaels | 6 |
| David Larsen | Kiama Churches | 6 |
| Jeremy Sharp | Woonona Baptist | 6 |
| Ben Bragger | Figtree Anglican | 5 |
| Alex King | Woonona Baptist | 5 |

SECOND DIVISION TOP GOALSCORERS

| Name | Club | Goals |
|-------------------|------------------------------|-------|
| Cameron Lyddiard | W'gong Prodigy/Baptist | 15 |
| Chris Bartlett | Concrete Innovative | 13 |
| Brendan Dickinson | Corrimal Catholics | 11 |
| Martyn Eason | Corrimal Catholics | 10 |
| Jonathon Stoyles | Woonona Baptist | 9 |
| Partick Abarca | Port Kembla /Shellharbour CC | 9 |
| Wayne Prince | Albion Park United | 9 |
| Dean Straughan | Dapto Presbyterian | 8 |
| Paul Muscat | Port Kembla /Shellharbour CC | 7 |
| Alexander Riddell | Corrimal Catholics | 7 |
| Dave Smith | Port Kembla /Shellharbour CC | 7 |
| Jason Ward | Corrimal Catholics | 6 |
| Daniel Taylor | Woonona Baptist | 6 |
| Patrick Beaton | Albion Park United | 6 |
| Graham Shaw | Port Kembla /Shellharbour CC | 5 |
| Paul Hansen | Kiama Churches | 5 |
| Corey Hammer | Woonona Baptist | 5 |

SECOND DIVISION TOP GOALSCORERS

| Name | Club | Goals |
|-------------------|------------------------------|-------|
| Lewis Iredale | City Central | 16 |
| Jack Lickiss | Shellharbour All Saints | 13 |
| Joseph Osman | Figtree Anglican | 12 |
| Murray Barker | Dapto Presbyterian | 10 |
| Hugo Firmino | Lighthouse | 9 |
| Paton Wilson | City Central | 8 |
| Paul Riley | Bowral CoC | 8 |
| Michael Baker | Lighthouse | 8 |
| Jessie Baker | Lighthouse | 8 |
| Peter Vaartjes | Figtree Anglican | 7 |
| Dave Smith | Port Kembla /Shellharbour CC | 7 |
| Michael Alldrick | Bowral CoC | 7 |
| Pau Lian Naulak | Lighthouse | 7 |
| David Maitland | Dapto Presbyterian | 7 |
| Francesco Timpano | Shellharbour All Saints | 6 |
| Jay Larder | Shellharbour All Saints | 6 |
| Stephen Barker | Dapto Presbyterian | 6 |

The leading Best & Fairest point scorers at the conclusion of the regular season are given below.

PREMIER DIVISION LEADING BEST & FAIREST

| Name | Club | B&F Points |
|------------------|------------------------|------------|
| Andrew Grant | St Michaels | 7 |
| Ben Bartlett | Albion Park United | 6 |
| Jamin Hudson | Wollongong Baptist A | 6 |
| Shaun Power | W'gong Prodigy/Baptist | 5 |
| Paul Hodgson | Concrete Innovative | 5 |
| Tim Johnson | Concrete Innovative | 5 |
| Joshua Maynard | Wollongong Baptist A | 5 |
| Matthew Campbell | Woonona Baptist | 5 |
| Gareth Brisbane | Figtree Anglican | 4 |
| Bradley Edwards | Albion Park United | 4 |
| David Larsen | Kiama Churches | 4 |
| Jeremy Sharp | Woonona Baptist | 4 |
| Adam de Rooy | Fairy Meadow Reformed | 4 |
| Joshua Dean | Wollongong COC | 4 |
| Jamie Kadwell | Kiama Churches | 4 |

FIRST DIVISION LEADING BEST & FAIREST

| Name | Club | B&F Points |
|-------------------|------------------------------|------------|
| Tim Orange | Fairy Meadow Reformed | 7 |
| Jason Ward | Corrimal Catholics | 7 |
| Dean Straughan | Dapto Presbyterian | 5 |
| Graham Shaw | Port Kembla /Shellharbour CC | 5 |
| Rwhynica Ganwaye | Wollongong COC | 5 |
| Brendan Dickinson | Corrimal Catholics | 4 |
| Jonathon Stoyles | Woonona Baptist | 4 |
| Martin Culleton | Wollongong COC | 4 |
| Stephen Barker | Dapto Presbyterian | 4 |
| Mitchell Preston | W'gong Prodigy/Baptist | 4 |
| Darren Wayne | Albion Park United | 4 |
| Philip Kadwell | Kiama Churches | 4 |
| Regan Kadwell | Kiama Churches | 4 |
| John Montgomery | Woonona Baptist | 3 |
| Beau Coburn | Albion Park United | 3 |
| Chris Bartlett | Concrete Innovative | 3 |
| Anthony Craig | Woonona Baptist | 3 |
| Ashley Jones | Concrete Innovative | 3 |
| Brett Lovegrove | Corrimal Catholics | 3 |

SECOND DIVISION LEADING BEST & FAIREST

| Name | Club | B&F Points |
|-------------------|------------------------------|------------|
| Lewis Iredale | City Central | 10 |
| Jonathon Parks | Figtree Anglican | 7 |
| Marcos Miranda | St Joseph's | 5 |
| Matthew Yan | Shellharbour All Saints | 5 |
| Jonathan Andrews | Dapto Presbyterian | 5 |
| Bruce Barker | Dapto Presbyterian | 4 |
| Jack Lickiss | Shellharbour All Saints | 4 |
| Pau Lian Naulak | Lighthouse | 4 |
| Francesco Timpano | Shellharbour All Saints | 4 |
| Stephen Barker | Dapto Presbyterian | 4 |
| Travis Naylor | St Joseph's | 4 |
| Owen Lambert | Bowral CoC | 4 |
| Bradley Akhurst | Figtree Anglican | 3 |
| Hugo Firmino | Lighthouse | 3 |
| Dave Smith | Port Kembla /Shellharbour CC | 3 |
| Michael Alldrick | Bowral CoC | 3 |
| John Whittaker | Lighthouse | 3 |
| Jonathan Forster | Lighthouse | 3 |
| Justin Suwart | City Central | 3 |

Congratulations to all winners - Ben Bartlett, Cameron Lyddiard, Andrew Grant, Tim Orange and Lewis Isedale - for the double!

It should be noted that a player receiving a red card during the season is ineligible for the Best & Fairest award, and in the event of a tie, a count back of the number of yellow cards received by each tied player is used to determine the winner. Two players finished top on equal points in First Division, the award went to Tim Orange on countback as he had received no cards during the season, while Jason Ward had been issued 2 yellow cards during the season. The significance of red and yellow cards should be stressed to players at the beginning of the season.

8. CARRY OVER SUSPENSIONS

A number of suspensions were issued that have not been completed in the 2010 season and so will have to be served at the start of the 2011 season. Their names are published not as further punishment but so that club managers will be aware, as these will need to be served at the beginning of the season, even in the event of a player moving clubs during the off-season.

| | | |
|------------------|-------------|-----------------|
| Patricio Arrieta | Corrimal | Rounds 1 & 2 |
| Mark Cerniauskas | Kiama | Round 1 |
| Jayce Chandler | Port Kembla | Round 1 |
| Goran Lakovski | Albion Park | Rounds 1, 2 & 3 |
| Andrew Mervel | Port Kembla | Round 1 |
| Jonathon Stoyles | Woonona | Round 1 |

Overall, it was a relatively smooth year from the registrar's point of view with all club representatives being helpful and courteous in their dealings. Some clubs could address some aspects of the procedures to assist in the smooth running of the competition and accuracy of data submitted. However, it should be stated that most clubs are diligent in their duties, and their registrations and match sheets are always completed correctly and legibly, and I thank them for their efforts.

Alan Gardner, Registrar ICSA 2010